

cs242

# THE IO MONAD

Kathleen Fisher

Reading: "Tackling the Awkward Squad" Sections 1-2  
"Real World Haskell," Chapter 7: I/O

Thanks to Simon Peyton Jones for many of these slides.

## Announcements

- Midterm: Wed. Oct. 22, 7-9pm, Gates B01
  - Closed book, but you may bring one, letter-sized page of notes, double sided.
  - SCPD students: if you are local, please come to campus to take the exam.
- Homework assigned 10/15 will be **ungraded**,
  - But we strongly urge you to do it!
  - Solutions will be passed out on 10/20
- Minor corrections to HW3 posted (#s 3 and 5).
- Reminder: you can work on homework in pairs.

## Beauty...

Functional programming is beautiful:

- Concise and powerful abstractions
  - higher-order functions, algebraic data types, parametric polymorphism, principled overloading, ...
- Close correspondence with mathematics
  - Semantics of a code function *is* the math function
  - Equational reasoning: if  $x = y$ , then  $f x = f y$
  - Independence of order-of-evaluation (Church-Rosser)

The compiler can choose the best order in which to do evaluation, including skipping a term if it is not needed.

## ...and the Beast

- But to be *useful* as well as *beautiful*, a language must manage the "Awkward Squad":
  - Input/Output
  - Imperative update
  - Error recovery (eg, timing out, catching divide by zero, etc.)
  - Foreign-language interfaces
  - Concurrency

The whole point of running a program is to affect the real world, an "update in place."

## The Direct Approach

- Do everything the "usual way":
  - I/O via "functions" with side effects:
 

```
putchar 'x' + putchar 'y'
```
  - Imperative operations via assignable reference cells:
 


```
z = ref 0; z := !z + 1;
f(z);
w = !z (* What is the value of w? *)
```
  - Error recovery via exceptions
  - Foreign language procedures mapped to "functions"
  - Concurrency via operating system threads
- Ok if *evaluation order is baked into the language*.

## The Lazy Hair Shirt

In a lazy functional language, like Haskell, the order of evaluation is *deliberately undefined*, so the "direct approach" *will not work*.

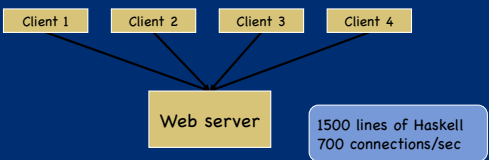
- Consider: `res = putchar 'x' + putchar 'y'`
  - Output depends upon the evaluation order of (+).
- Consider: `ls = [putchar 'x', putchar 'y']`
  - Output depends on how the consumer uses the list. If only used in `length ls`, nothing will be printed because `length` does not evaluate elements of list.

### Tackling the Awkward Squad

- Laziness and side effects are **incompatible**.
- Side effects are **important!**
- For a long time, this tension was embarrassing to the lazy functional programming community.
- In early 90's, a surprising solution (**the monad**) emerged from an unlikely source (category theory). 
- Haskell's **IO monad** provides a way of tackling the awkward squad: I/O, imperative state, exceptions, foreign functions, & concurrency.

### A Web Server

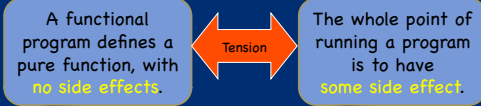
- The reading uses a web server as an example.
- Lots of I/O, need for error recovery, need to call external libraries, need for concurrency



[Writing High-Performance Server Applications in Haskell](#) by Simon Marlow

## Monadic Input and Output

### The Problem

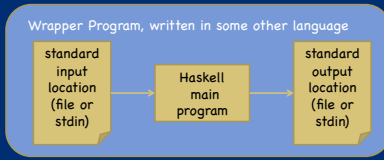


### Before Monads

- **Streams**
  - Program issues a stream of requests to OS, which responds with a stream of inputs.
- **Continuations**
  - User supplies continuations to I/O routines to specify how to process results.
- **World-Passing**
  - The "World" is passed around and updated, like a normal data structure.
  - Not a serious contender because designers didn't know how to guarantee single-threaded access to the world.
- Stream and Continuation models were discovered to be inter-definable.
- Haskell 1.0 Report adopted Stream model.

### Stream Model: Basic Idea

- Move side effects outside of functional program
- If Haskell `main :: String -> String`



- But what if you need to read more than one file? Or delete files? Or communicate over a socket? ...

## Stream Model

- Enrich argument and return type of `main` to include all input and output events.

```
main :: [Response] -> [Request]

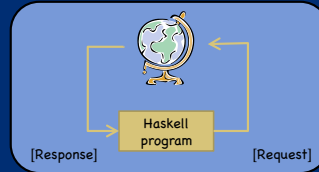
data Request = ReadFile Filename
             | WriteFile FileName String
             | ...

data Response = RequestFailed
              | ReadOK String
              | WriteOk
              | Success | ...
```

- Wrapper program interprets requests and adds responses to input.

## Stream Model

- Move side effects outside of functional program
- If Haskell `main :: [Response] -> [Request]`



- Laziness allows program to generate requests prior to processing any responses.

## Example in Stream Model

- Haskell 1.0 program asks user for filename, echoes name, reads file, and prints to standard out.

```
main :: [Response] -> [Request]
main ~((Success : ~(Str userInput) : ~(Success : ~(r4 : _))))
= [ AppendChan stdout "enter filename\n",
    ReadChan stdin,
    AppendChan stdout name,
    ReadFile name,
    AppendChan stdout
    (case r4 of
      Str contents -> contents
      Failure ioerr -> "can't open file")
  ] where (name : _) = lines userInput
```

- The `~` denotes a *lazy pattern*, which is evaluated only when the corresponding identifier is needed.

## Stream Model is Awkward!

- Hard to extend:** new I/O operations require adding new constructors to `Request` and `Response` types and modifying the wrapper.
- No close connection** between a `Request` and corresponding `Response`, so easy to get "out-of-step," which can lead to deadlock.
- The style is **not composable**: no easy way to combine two "main" programs.
- ... and other problems!!!

## Monadic I/O: The Key Idea

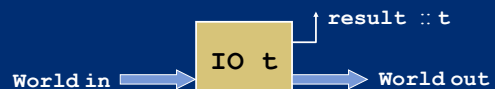
A value of type `(IO t)` is an "action." When performed, it may do some input/output before delivering a result of type `t`.



## A Helpful Picture

A value of type `(IO t)` is an "action." When performed, it may do some input/output before delivering a result of type `t`.

```
type IO t = World -> (t, World)
```



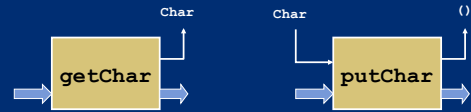
## Actions are First Class

A value of type `(IO t)` is an "action." When performed, it may do some input/output before delivering a result of type `t`.

```
type IO t = World -> (t, World)
```

- "Actions" are sometimes called "computations."
- An action is a **first-class value**.
- **Evaluating** an action has no effect; **performing** the action has the effect.

## Simple I/O



```
getChar :: IO Char
putChar :: Char -> IO ()

main :: IO ()
main = putChar 'x'
```

Main program is an action of type `IO ()`

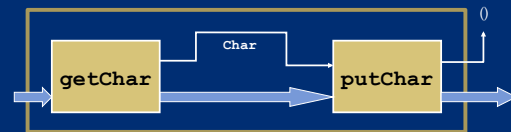
## Connection Actions

To read a character and then write it back out, we need to **connect** two actions.



## The (>>=) Combinator

```
(>>=) :: IO a -> (a -> IO b) -> IO b
```

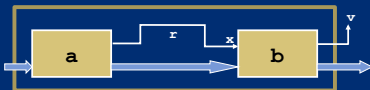


- We have connected two actions to make a new, bigger action.

```
echo :: IO ()
echo = getChar >>= putChar
```

## The (>>=) Combinator

- Operator is called **bind** because it *binds* the result of the left-hand action in the action on the right.
- Performing compound action `a >>= \x->b`:
  - performs action `a`, to yield value `r`
  - applies function `\x->b` to `r`
  - performs the resulting action `b{r}`
  - returns the resulting value `v`



## Printing a Character Twice

```
echoDup :: IO ()
echoDup = getChar >>= (\c ->
  putChar c >>= (\() ->
    putChar c ))
```

- The parentheses are optional because lambda abstractions extend "as far to the right as possible."
- The `putChar` function returns unit, so there is no interesting value to pass on.

## The (>>) Combinator

- The "then" combinator (>>) does sequencing when there is no value to pass:

```
(>>) :: IO a -> IO b -> IO b
m >> n = m >>= (\_ -> n)
```

```
echoDup :: IO ()
echoDup = getChar >>= \c ->
  putChar c >>
  putChar c
```

```
echoTwice :: IO ()
echoTwice = echo >> echo
```

## Getting Two Characters

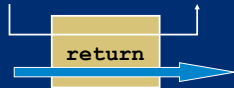
```
getTwoChars :: IO (Char,Char)
getTwoChars = getChar >>= \c1 ->
  getChar >>= \c2 ->
  ?????
```

- We want to return (c1,c2).
  - But, (c1,c2) :: (Char, Char)
  - And we need to return something of type IO(Char, Char)
- We need to have some way to convert values of "plain" type into the I/O Monad.

## The return Combinator

- The action (return v) does no IO and immediately returns v:

```
return :: a -> IO a
```



```
getTwoChars :: IO (Char,Char)
getTwoChars = getChar >>= \c1 ->
  getChar >>= \c2 ->
  return (c1,c2)
```

## The "do" Notation

- The "do" notation adds syntactic sugar to make monadic code easier to read.

```
-- Plain Syntax
getTwoChars :: IO (Char,Char)
getTwoChars = getChar >>= \c1 ->
  getChar >>= \c2 ->
  return (c1,c2)
```

```
-- Do Notation
getTwoCharsDo :: IO (Char,Char)
getTwoCharsDo = do { c1 <- getChar ;
  c2 <- getChar ;
  return (c1,c2) }
```

- Do syntax designed to look imperative.

## Desugaring "do" Notation

- The "do" notation *only* adds syntactic sugar:

```
do { x<-e; es } = e >>= \x -> do { es }
do { e; es } = e >> do { es }
do { e } = e
do {let ds; es} = let ds in do {es}
```

The scope of variables bound in a generator is the rest of the "do" expression.

The last item in a "do" expression must be an expression.

## Syntactic Variations

- The following are equivalent:

```
do { x1 <- p1; ...; xn <- pn; q }
```

```
do x1 <- p1; ...; xn <- pn; q
```

```
do x1 <- p1
  ...
  xn <- pn
  q
```

If the semicolons are omitted, then the generators must line up. The indentation replaces the punctuation.



## Bigger Example

- The `getLine` function reads a line of input:

```
getLine :: IO [Char]
getLine = do { c <- getChar ;
              if c == '\n' then
                return []
              else
                do { cs <- getLine;
                   return (c:cs) }}
```


Note the "regular" code mixed with the monadic operations and the nested "do" expression.

## An Analogy: Monad as Assembly Line

- Each action in the IO monad is a possible stage in an assembly line. 
- For an action with type `IO a`, the type
  - tags the action as suitable for the IO assembly line via the `IO` type constructor.
  - indicates that the kind of thing being passed to the next stage in the assembly line has type `a`.
- The `bind` operator "snaps" two stages `s1` and `s2` together to build a compound stage. 
- The `return` operator converts a pure value into a stage in the assembly line.
- The assembly line *does nothing* until it is turned on.
- The only safe way to "run" an IO assembly is to execute the program, either using `ghci` or running an executable.

## Powering the Assembly Line

- Running the program turns on the IO assembly line.
- The assembly line gets "the world" as its input and delivers a result and a modified world.
- The types guarantee that the world flows in a single thread through the assembly line.



## Control Structures

- Values of type `(IO t)` are first class, so we can define our own control structures.

```
forever :: IO () -> IO ()
forever a = a >> forever a
```

```
repeatN :: Int -> IO () -> IO ()
repeatN 0 a = return ()
repeatN n a = a >> repeatN (n-1) a
```

- Example use:

```
Main> repeatN 5 (putChar 'h')
```

## For Loops

- Values of type `(IO t)` are first class, so we can define our own control structures.

```
for :: [a] -> (a -> IO b) -> IO ()
for [] fa = return ()
for (x:xs) fa = fa x >> for xs fa
```

- Example use:

```
Main> for [1..10] (\x -> putStr (show x))
```

## Sequencing

A list of IO actions.

An IO action returning a list.

```
sequence :: [IO a] -> IO [a]
sequence [] = return []
sequence (a:as) = do { r <- a;
                    rs <- sequence as;
                    return (r:rs) }
```

- Example use:

```
Main> sequence [getChar, getChar, getChar]
```

## First Class Actions

**Slogan:** First-class actions let programmers write application-specific control structures.

## IO Provides Access to Files

- The IO Monad provides a large collection of operations for interacting with the "World."
- For example, it provides a direct analogy to the Standard C library functions for files:

```
openFile :: String -> IOMode -> IO Handle
hPutStr  :: Handle -> String -> IO ()
hGetLine :: Handle -> IO String
hClose   :: Handle -> IO ()
```

## References

- The IO operations let us write programs that do I/O in a strictly sequential, imperative fashion.
- **Idea:** We can leverage the sequential nature of the IO monad to do other imperative things!

```
data IRef a -- Abstract type
newIORef  :: a -> IO (IORef a)
readIORef :: IORef a -> IO a
writeIORef :: IORef a -> a -> IO ()
```

- A value of type `IORef a` is a reference to a mutable cell holding a value of type `a`.

## Example Using References

```
import Data.IORef -- import reference functions
-- Compute the sum of the first n integers
count :: Int -> IO Int
count n = do
  { r <- newIORef 0;
    loop r 1 }
  where
    loop :: IORef Int -> Int -> IO Int
    loop r i | i > n = readIORef r
              | otherwise = do
                { v <- readIORef r;
                  writeIORef r (v + i);
                  loop r (i+1)}
```

But this is terrible! Contrast with: `sum [1..n]`.  
Claims to need side effects, but doesn't really.

## Example Using References

```
import Data.IORef -- import reference functions
-- Compute the sum of the first n integers
count :: Int -> IO Int
count n = do
  { r <- newIORef 0;
    loop r 1 }
  where
    loop :: IORef Int -> Int -> IO Int
    loop r i | i > n = readIORef r
              | otherwise = do
                { v <- readIORef r;
                  writeIORef r (v + i);
                  loop r (i+1)}
```

Just because you *can* write C code in Haskell,  
doesn't mean you *should*!

## A Second Example

- Track the number of chars written to a file.

```
type HandleC = (Handle, IORef Int)

openFileC :: String -> IOMode -> IO HandleC
openFileC fn mode = do
  { h <- openFile fn mode;
    v <- newIORef 0;
    return (h,v) }

hPutStrC :: HandleC -> String -> IO()
hPutStrC (h,r) cs = do
  { v <- readIORef r;
    writeIORef r (v + length cs);
    hPutStr h cs }
```

- Here it makes sense to use a reference.

### The IO Monad as ADT

```

return :: a -> IO a
(>>=) :: IO a -> (a -> IO b) -> IO b

getChar :: IO Char
putChar :: Char -> IO ()
... more operations on characters ...

openFile :: [Char] -> IOMode -> IO Handle
... more operations on files ...

newIORef :: a -> IO (IORef a)
... more operations on references ...
    
```

- All operations return an IO action, but only bind (>>=) takes one as an argument.
- Bind is the only operation that combines IO actions, which forces sequentially.
- Within the program, there is no way out!

### Irksome Restriction?

- Suppose you wanted to read a configuration file at the beginning of your program:
 

```

configFileContents :: [String]
configFileContents = lines (readFile "config") -- WRONG!
useOptimisation :: Bool useOptimisation =
    "optimise" `elem` configFileContents
            
```
- The problem is that readFile returns an IO String, *not* a String.
- Option 1:** Write entire program in IO monad. **But** then we lose the simplicity of pure code.
- Option 2:** Escape from the IO Monad using a function from IO String -> String. **But** this is the very thing that is disallowed!

### Taking off the Safety Helmet

- Reading a file is an I/O action, so in general it matters *when* we read the file relative to the other actions in the program.
- In this case, however, we are confident the configuration file **will not change** during the program, so it doesn't really matter when we read it.
- This situation arises sufficiently often that Haskell implementations offer one last **unsafe** I/O primitive: `unsafePerformIO`.

```

unsafePerformIO :: IO a -> a
configFileContents :: [String]
configFileContents=lines(unsafePerformIO(readFile"config"))
    
```

### unsafePerformIO

```

unsafePerformIO :: IO a -> a
    
```

- The operator has a deliberately long name to discourage its use.
- Its use comes with a **proof obligation**: a promise to the compiler that the timing of this operation relative to all other operations doesn't matter.

### unsafePerformIO

- As its name suggests, `unsafePerformIO` breaks the soundness of the type system.

```

r :: IORef c -- This is bad!
r = unsafePerformIO (newIORef (error "urk"))

cast :: a -> b
cast x = unsafePerformIO (do {writeIORef r x;
                             readIORef r
                           })
    
```

- So claims that Haskell is type safe only apply to programs that don't use `unsafePerformIO`.
- Similar examples are what caused difficulties in integrating references with Hindley/Milner type inference in ML.

### Implementation

- GHC uses world-passing semantics for the IO monad:
 

```

type IO t = World -> (t, World)
            
```
- It represents the "world" by an un-forgable token of type `World`, and implements `bind` and `return` as:
 

```

return :: a -> IO a
return a = \w -> (a,w)
(>>=) :: IO a -> (a -> IO b) -> IO b
(>>=) m k = \w -> case m w of (r,w') -> k r w'
            
```
- Using this form, the compiler can do its normal optimizations. The dependence on the world ensures the resulting code will still be single-threaded.
- The code generator then converts the code to modify the world "in-place."



## Monads

- What makes the IO Monad a Monad?
- A monad consists of:
  - A type constructor  $M$
  - A function  $\text{bind} :: M\ a \rightarrow (a \rightarrow M\ b) \rightarrow M\ b$
  - A function  $\text{return} :: a \rightarrow M\ a$
- Plus:
  - Laws about how these operations interact.

## Monad Laws

```

return x >>= f = f x
m >>= return = m
m1 >>= (\x.m2 >>= (\y.m3))
           =
(m1 >>= (\x.m2)) >>= (\y.m3)
           x not in free vars of m3
  
```

## Derived Laws for (>>) and done

```

(>>) :: IO a -> IO b -> IO b
m >> n = m >>= (\_ -> n)

done :: IO ()
done = return ()
  
```

```

done >> m = m
m >> done = m
m1 >> (m2 >> m3) = (m1 >> m2) >> m3
  
```

## Reasoning

- Using the monad laws and equational reasoning, we can prove program properties.

```

putStr :: String -> IO ()
putStr [] = done
putStr (c:s) = putChar c >> putStr s
  
```

Proposition:

```
putStr r >> putStr s = putStr (r ++ s)
```

```

putStr :: String -> IO ()
putStr [] = done
putStr (c:cs) = putChar c >> putStr cs
  
```

Proposition:

```
putStr r >> putStr s = putStr (r ++ s)
```

Proof: By induction on  $r$ .

Base case:  $r$  is  $[]$

```

putStr [] >> putStr s
= (definition of putStr)
done >> putStr s
= (first monad law for >>)
putStr s
= (definition of ++)
putStr ([] ++ s)
  
```

Induction case:  $r$  is  $(c:cs)$  ...

## Summary

- A complete Haskell program is a **single** IO action called `main`. Inside IO, code is single-threaded.
- Big IO actions are built by gluing together smaller ones with `bind (>>=)` and by converting pure code into actions with `return`.
- IO actions are **first-class**.
  - They can be passed to functions, returned from functions, and stored in data structures.
  - So it is easy to define new "glue" combinators.
- The IO Monad allows Haskell to be pure while efficiently supporting side effects.
- The type system separates the pure from the effectful code.

## A Monadic Skin

- In languages like ML or Java, the fact that the language is in the IO monad is baked in to the language. There is no need to mark anything in the type system because it is everywhere.
- In Haskell, the programmer can choose when to live in the IO monad and when to live in the realm of pure functional programming.
- So it is not Haskell that lacks imperative features, but rather the other languages that lack the ability to have a statically distinguishable pure subset.

## Monads

- So far, we have only seen one monad, but there are many more!
- We'll see a bunch more of them on Wednesday.